



**MEDICAL DIAGNOSTIC LABORATORIES**  
 2439 Kuser Road • Hamilton, NJ 08690-3303  
 (609) 570-1000 • Fax (609) 245-7665  
 Toll Free (877) 269-0090  
[www.mdlab.com](http://www.mdlab.com)



**New York BRCA & Genetic Carrier Screening Test Requisition Form**

**Ordering Physician/Laboratory**

(Required: Include the ordering physician's first & last name, NPI, practice name, complete address, phone number and fax number.)

Physician to receive additional result report:

Physician's Signature: \_\_\_\_\_

Date: \_\_\_\_\_

**Patient Information (Please Print)**

Name (Last, First) (Required): \_\_\_\_\_

In Care of: \_\_\_\_\_

Patient Address: \_\_\_\_\_

City: \_\_\_\_\_

State: \_\_\_\_\_

Zip: \_\_\_\_\_

Assigned Sex at Birth (Required):  
 Female  Male

Date of Birth (Required): \_\_\_\_\_

Patient ID#: \_\_\_\_\_

Phone Number: \_\_\_\_\_

Cell Phone  
 Home Phone

Ethnicity†: \_\_\_\_\_

**Billing Information (Please include a copy of the front & back of card.)**

Billing Type:

Patient  Insurance  Client

Relation (Required):

Self  Spouse  Dependant

Insured's Name (if not patient): \_\_\_\_\_

Insured's SS#: \_\_\_\_\_

Insured's DOB: \_\_\_\_\_

Primary Insurance Carrier: \_\_\_\_\_

Medicare, Medicaid or Policy ID#: \_\_\_\_\_

Claims Address: \_\_\_\_\_

Employer/Group Name: \_\_\_\_\_

Group#: \_\_\_\_\_

**Confirmation of Informed Consent and Medical Necessity for Genetic Testing**

My signature below acknowledges the patient has been informed about the purpose, limitation and possible risks of genetic testing. The patient has been given the opportunity to ask questions about this consent and seek outside genetic counseling.

If the genetic testing is covered by the patient's health plan and the out-of-pocket expense is less than \$150.00, testing will proceed without further delay or additional contact. The patient's signed informed consent is being provided with this requisition. I confirm that this testing is medically necessary for the specified patient and that these results will be used in the medical management and treatment decisions for this patient.

Medical Professional Signature (Req.): \_\_\_\_\_

Date: \_\_\_\_\_

**Clinical Information (Necessary for accurate test interpretation of BRCA Testing)**

Race/Ethnicity:  African American/Black  Asian  Caucasian  Hispanic  Jewish (Ashkenazi)  Native American  Other:

Patient Previous Genetic Testing:

No history of Genetic Testing

Positive test:  BRCA1  BRCA2

Negative test:  BRCA1  BRCA2

Family History:

Is there a known family history of BRCA genes mutations? (Please include a copy of the family mutation report.)

No family history

Yes:  BRCA1  BRCA2

Is there any cancer in the family history?

No family history

Yes: (please, specify below)

Family Cancer Site	Age at Dx	Relationship	Maternal	Paternal
			<input type="checkbox"/>	<input type="checkbox"/>
			<input type="checkbox"/>	<input type="checkbox"/>
			<input type="checkbox"/>	<input type="checkbox"/>
			<input type="checkbox"/>	<input type="checkbox"/>
			<input type="checkbox"/>	<input type="checkbox"/>

Personal Patient History:

Is there any cancer in the personal history?  No history of cancer  Yes: (please, specify below)

Personal Cancer Site	Age at Dx	Comments/Details
Breast: <input type="checkbox"/> IDC (invasive ductal carcinoma) <input type="checkbox"/> ILC (invasive lobular carcinoma) <input type="checkbox"/> DCIS (ductal carcinoma <i>in situ</i> ) <input type="checkbox"/> LCIS (lobular carcinoma <i>in situ</i> )	_____	<input type="checkbox"/> Bilateral <input type="checkbox"/> Premenopausal ER (+) <input type="checkbox"/> (-) <input type="checkbox"/> PR (+) <input type="checkbox"/> (-) <input type="checkbox"/> HER2/neu (+) <input type="checkbox"/> (-) <input type="checkbox"/>
Ovarian <input type="checkbox"/>		
Pancreatic <input type="checkbox"/>		
Prostate <input type="checkbox"/>		Gleason Score: 2 3 4 5 6 7 8 9 10
Other (specify): _____		

Bone marrow transplant recipient?  Yes  
 Current diagnosis of hematological cancer?  Yes  
 Currently receiving radiation therapy/chemotherapy?  Yes

**Genetic Testing Specimen Information**

Date Collected (Req.): \_\_\_\_\_

Specimen Source:

OneSwab®  Blood

**BRCA Specimen Information**

Date Collected (Req.): \_\_\_\_\_

Specimen Source:

Blood  Saliva

**Genetic Testing-OneSwab®**

ICD10 codes (Req.): \_\_\_\_\_

- 1231  Cystic Fibrosis Core Test by Sanger Sequencing (23 major CFTR variants approved by ACOG/ACMG)
- 1232  Cystic Fibrosis Comprehensive Test by Next Generation Sequencing (191 variants of the CFTR gene, including the 23 major variants approved by ACOG/ACMG)
- 1233  Cystic Fibrosis Site Specific Analysis by DNA Sequencing  
Specify variant (mutation): \_\_\_\_\_

Other Tests/Panels: \_\_\_\_\_

ICD10 codes (required): \_\_\_\_\_

For a full menu of testing, please visit [www.mdlab.com](http://www.mdlab.com)

**BRCA Test Selection**

ICD10 codes (Required.): \_\_\_\_\_

- 2600  Breast Cancer High Risk Extended Panel Plus: 15 genes - (BRCA1, BRCA2, CDH1, PTEN, TP53, STK11, ATM, CHEK2, PALB2, BARD1, BRIP1, RAD51C, RAD51D, NF1, NBN) by Gene Sequencing with BRCA1/2 Deletion/Duplication Analysis
- 2601  BRCA1/2: Comprehensive BRCA Analysis by Gene Sequencing with Deletion/Duplication Analysis
- 1224  Gene Specific Site Analysis:  
Specify Gene: \_\_\_\_\_ Variant (mutation): \_\_\_\_\_




**Note: This BRCAcare Test Requisition Form must be submitted with a Patient Informed Consent/Insurance Acknowledgment Form.**

## Medical Necessity Guidelines:

Physicians must only order tests that they have determined are medically necessary for the diagnosis and treatment of a patient. MDL offers individual tests, as well as a limited number of customized panels. MDL provides practitioners with the flexibility to choose appropriate individual tests for each specimen to assure that the convenience of ordering panels does not impede them from ordering tests/panels that are medically necessary. All tests listed in panels may be ordered individually using this test requisition form. If you choose to order a panel, please make certain that each and every test is medically necessary. If you check off a panel as your choice, MDL understands that the physician has determined that all of the component tests are medically necessary, and will perform, report and bill for all such component tests.

\*\* This test can only be performed when the test in parenthesis is positive. All tests performed will be billed.  
**Test by Real-Time PCR unless otherwise specified.**

**OneSwab® & UroSwab®** are registered in the USPTO.

Specimen Collection Platform	TAT*	Stability	Test Additions‡	Specimen Collection
Whole Blood  Yellow Top Tube (ACD Solution A)	3-5 days	48 hours	30 days to add tests	<ol style="list-style-type: none"> <li>In accordance with the standard operating procedure of your facility, collect blood in two yellow top (ACD solution A) tubes.</li> <li>Allow the tubes to fill properly to ensure the proper blood to anticoagulant ratio.</li> <li>Invert gently several times to mix and prevent clot formation. Do not shake the tubes. Do not centrifuge.</li> </ol>
Saliva 	5 - 10 days	48 hours	30 days to add tests	<ul style="list-style-type: none"> <li><b>Vigorously rinse mouth with clean water 5 minutes prior to specimen collection (30 minutes prior is ideal).</b></li> <li><b>After rinsing, do not brush teeth, use mouthwash, eat, drink, chew gum or smoke prior to sample collection.</b></li> </ul> <ol style="list-style-type: none"> <li>Begin collecting your sample by allowing saliva to pool in your mouth. Then spit into the wide funnel of the tube allowing saliva to collect in the upper chamber of the tube. Fill the tube until the amount of saliva (not bubbles) reaches the fill line as shown.</li> <li>Once filled, unscrew the funnel allowing the saliva to flow into the lower chamber of the tube containing the stabilizing solution. Discard the funnel.</li> <li>Use the blue cap to close the tube tightly. Shake the capped tube for 5 seconds.</li> </ol>
<b>OneSwab®</b> 	24 - 72 hours	7 days	30 days to add tests	<ol style="list-style-type: none"> <li>Collect specimen with the sterile swab provided.</li> <li>Insert swab into the transport media, break off swab handle, and tightly re-secure the cap on the transport media vial.</li> </ol>

\* Up to 72 hours with reflex/antibiotic resistance testing

‡ Pending QC review for sufficient specimen volume

**OneSwab®** is registered in the USPTO

## Specimen Packaging:

- Label every vial with a minimum of 2 patient identifiers including the patient's name and date of birth. Be sure the name on the vial is written exactly the same way as on the test requisition form.
- Place the vial into the Styrofoam/Cardboard container. You can fit up to 3 vials in one container.
- Place the Styrofoam/Cardboard container into the central pocket of a biohazard bag containing absorbent material.
- Place a completed test requisition form for each vial in the front pocket of the biohazard bag.
- Place the biohazard bag into the prepaid Lab pack Envelope that has a preaddressed airbill attached. One envelope will accommodate 6-7 containers. Package as many containers in one Labpack as possible.
- Be sure to seal the Lab pack by removing the plastic from the top of the adhesive.

## Specimen Pick-up:

- If you have a specimen pick-up for a local courier in the NJ, PA, DE, D.C., MD, VA, KS, MO or Phoenix, AZ area, please call (877) 205-0005 no later than 2 hours prior to the closing of your facility.
- If you have a specimen pick-up, please call your sales representative or MDL customer service at 877.269.0090 no later than 2 hours prior to the closing of your facility.

## Helpful Hints Checklist

Please review these helpful hints to reduce specimen discrepancies and enhance turnaround time.

### Verify Patient Name - did you:

- ✓ attach the correct demographics sheet?
- ✓ write the patient's name on the requisition form?

### Patient Name Matches on Vial & Requisition Form- did you:

- ✓ make sure names on vial and requisition form match?
- ✓ list the patients married or maiden name?
- ✓ list a nickname by mistake?

### Verify Date of Collection- did you:

- ✓ write the correct year?
- ✓ write the correct month?
- ✓ list the date of birth instead?

### Verify Tests- did you:

- ✓ clearly mark each box?
- ✓ order tests appropriate for the specimen type?

### No Tests Ordered- did you:

- ✓ mark the boxes for the tests/panels ordered?

## Supply Orders:

Easily place supply orders online by visiting our website:



<http://www.mdlab.com/physicians/supplies/#>

Supply orders may also be placed by contacting our Client Services department toll free 877.269.0090 or by fax 609.570.1050. Supply requests are processed and shipped on a daily basis. Please allow 3 to 5 business days for delivery, depending upon your location.

## MDL Contact Information



### GBS Hotline

24 hours - 7 days a week  
 Group B Strep & HSV results only

877.MDL.GBS7  
 877.635.4277

### Quality Control Department For Technical Assistance

877.269.0090      609.245.7665

### Client Services General Questions, Results

877.269.0090      609.570.1050

### Client Services Billing Questions

877.333.9233      609.245.7683