



Gastrointestinal (GI) Test Requisition Form

Ordering Physician/Laboratory

(Required: Include the ordering physician's first & last name, NPI, practice name, complete address, phone number and fax number.)

Physician to receive additional result report:

Physician's Signature: _____

Date: _____

Patient Information (Please Print)

Name (Last, First) (Required): _____

In Care of: _____

Patient Address: _____

City: _____ State: _____ Zip: _____

Assigned Sex at Birth (Required): Female Male Date of Birth (Required): _____ Patient ID#: _____

Phone Number: _____ Cell Phone Home Phone

Race: Alaska Native or American Indian Asian Black or African American Multiracial Native Hawaiian or other Pacific Islander Other race White Does not wish to disclose Not provided
 Ethnicity: Hispanic or Latino Not Hispanic or Latino Unknown

Gender Identity: Male Female Gender nonconforming Transgender male-to-female Transgender female-to-male Does not wish to disclose Not provided

Sexual Orientation: Bisexual Straight Gay or Lesbian Something else Does not wish to disclose Not provided

Billing Information (Please include a copy of the front & back of card.)

Billing Type: Patient Insurance Client Relation (Required): Self Spouse Dependent

Insured's Name (if not patient): _____

Insured's SS#: _____ Insured's DOB: _____

Primary Insurance Carrier: _____ Medicare, Medicaid or Policy ID#: _____

Claims Address: _____

Employer/Group Name: _____ Group#: _____

Biopsy Information

ICD10 codes (required): _____

Date Collected (Req.): _____ Time Collected: _____ Collector Signature: _____ No. vials collected: _____

Type:

- Adenoma Crohn's *H. pylori* Microscopic Colitis
 Barrett's Esophagus Dysplasia Hepatitis Proctitis
 Cancer Eosinophilic Esophagitis IBD Sprue
 Candida Fungi Lymphoma Steatohepatitis
 Other: _____

Endoscopic Finding Code:

- | | | | |
|---------------------|--------------------------|-----------------|-----------------------|
| 1. Normal | 6. Friable | 11. Hemorrhagic | 16. Polyposis |
| 2. Edema | 7. Abn. Vascular Pattern | 12. Erosion | 17. Mass |
| 3. Barrett's Mucosa | 8. Hyperemia | 13. Ulcer | 18. Submucosal Nodule |
| 4. Granular | 9. Telangiectatic | 14. Stricture | 19. Pseudomembrane |
| 5. Nodular | 10. Punctate Hemorrhage | 15. Polyp | 20. Other: |

Anatomic Site of Biopsy: _____ Organ & Site: _____ Distance (cm): _____ Endoscopic Finding (see codes above): _____

1.	2.	3.	4.	5.	6.	7.	8.

Special Stains For:

- H. pylori* Fungus TB Virus Other: _____

Intestinal Pathogens - OneSwab® Loose Stool, Rectal Swab, No Lubricant

Common ICD10 codes (required):
 R19.7 Diarrhea, unspecified R11.2 Nausea with vomiting, unspecified
 R10.9 Unspecified abdominal pain Other: _____

- | | |
|---|--|
| 365 <input type="checkbox"/> <i>Campylobacter jejuni</i> | 310 <input type="checkbox"/> <i>Helicobacter pylori</i> |
| 162 <input type="checkbox"/> <i>Clostridium difficile</i> (Toxins A and B) | 274 <input type="checkbox"/> Human Rotavirus A |
| 371 <input type="checkbox"/> <i>Cryptosporidium parvum</i> | 158 <input type="checkbox"/> <i>Listeria monocytogenes</i> |
| 372 <input type="checkbox"/> <i>Entamoeba histolytica</i> | 272 <input type="checkbox"/> Norwalk virus (Norovirus) |
| 168 <input type="checkbox"/> <i>Escherichia coli</i> (O157 and Shiga toxin) | 160 <input type="checkbox"/> Salmonella |
| 370 <input type="checkbox"/> <i>Giardia intestinalis</i> | 161 <input type="checkbox"/> Shigella |

Gastrointestinal Oncology Testing

ICD10 codes (req.): _____ Date Collected (Req.): _____ Specimen Source:
 Saliva Whole Blood
 FFPE Resected Tumor Tissue

***Informed Consent form must accompany specimen**

Hereditary Genetics - Saliva or Whole Blood

- 2606 Hereditary Colorectal Cancer Panel: 26 genes (*ATM, APC, AXIN2, BLM, BMPR1A, CDH1, CHEK2, EPCAM*, FLCN, GALNT12, GREM1, MLH1, MSH2, MSH3, MSH6, MUTYH, NTHL1, PMS2, POLD1, POLE, PTEN, RNF43, RPS20, SMAD4, STK11, TP53*) by Gene Sequencing with Deletion/Duplication Analysis
- 2607 Hereditary Gastric Cancer Panel: 15 genes (*APC, BMPR1A, CDH1, EPCAM*, MLH1, MSH2, MSH6, NF1, PMS2, SDHB, SDHC, SDHD, SMAD4, STK11, TP53*) by Gene Sequencing with Deletion/Duplication Analysis
- 2608 Hereditary Pancreatic Cancer Panel: 16 genes (*APC, ATM, BMPR1A, BRCA1, BRCA2, CDK4, CDKN2A, EPCAM*, MLH1, MSH2, MSH6, PALB2, PMS2, SMAD4, STK11, TP53*) by Gene Sequencing with Deletion/Duplication Analysis
- 2602 Lynch Syndrome Gene Panel: 5 Genes (*EPCAM*, MLH1, MSH2, MSH6, PMS2*) by Gene Sequencing with Deletion/Duplication Analysis

***Deletion/Duplication Analysis of Exon8-9 only**

Pharmacogenomic Testing

ICD10 codes (req.): _____ Date Collected (Req.): _____ Specimen Source:
 Saliva Whole Blood

***Informed Consent form must accompany specimen**

GASTROINTESTINAL MALIGNANCIES

- 3306 **Platinum Derivatives**-Carboplatin, Cisplatin, Oxaliplatin, Platinum Compounds (gen) (*ABCB1, ABCG2, CYP3A5, MTHFR, TPMT*)
- 3308 **Taxanes**-Docetaxel, Paclitaxel, Taxanes (gen) (*ABCB1, CYP2C8, CYP3A4, CYP3A5, SLC01B1*)
- 3309 **Topoisomerase Inhibitors**-Etoposide, Irinotecan (*ABCB1, SLC01B1, UGT1A1*)
- 3310 **Uracil Derivatives**-Capecitabine, Fluorouracil, Folfox, Folox, Leucovorin, Tegafur, Xelox (*ABCB1, ABCG2, DPYD, MTHFR, SLC01B1*)
- 3311 **Antiemetics**-Dolasetron, Granisetron, Ondansetron (*ABCB1, CYP2D6, CYP3A5*)

IMMUNOLOGY / IMMUNE MODULATION

- 3604 **Gastritis and Colitis**-Esomeprazole, Lansoprazole, Loperamide, Omeprazole, Pantoprazole, Rabeprazole, Tacrolimus (*ABCB1, CYP2C19, CYP3A4, CYP3A5*)
- 3605 **Inflammation**-Anti-inflammatories (gen), Celecoxib, Dexamethasone, Diclofenac, Flurbiprofen, Lornoxicam, Meloxicam, Prednisone/Prednisolone (*ABCB1, CYP2C9, COMT, DBH, OPRM1*)

Other Tests/Panels:





ICD10 codes (required): _____

For a full menu of testing, please visit www.mdlab

Medical Necessity Guidelines:

Physicians must only order tests that they have determined are medically necessary for the diagnosis and treatment of a patient. MDL offers individual tests, as well as a limited number of customized panels. MDL provides practitioners with the flexibility to choose appropriate individual tests for each specimen to assure that the convenience of ordering panels does not impede them from ordering tests/panels that are medically necessary. All tests listed in panels may be ordered individually using this test requisition form. If you choose to order a panel, please make certain that each and every test is medically necessary. If you check off a panel as your choice, MDL understands that the physician has determined that all of the component tests are medically necessary, and will perform, report and bill for all such component tests.

OneSwab® is registered in the USPTO.

Specimen Collection Platform	TAT*	Stability	Test Additions*	Specimen Collection
Biopsies 	3 - 5 days	7 days	30 days to add tests	<ul style="list-style-type: none"> Collect specimen and insert into the formalin vial. The following times must be documented on the test requisition form: <ul style="list-style-type: none"> Time of specimen removal from patient Time when specimen was placed into formalin
Loose Stool, Rectal Swab 	24 - 72 hours	7 days	30 days to add tests	<ul style="list-style-type: none"> Collect specimen with the sterile OneSwab® provided. Insert swab into the transport media, break off swab handle, and tightly re-secure the cap on the transport media vial.
Whole Blood  Yellow Top Tube (ACD Solution A)	3-5 days	48 hours	30 days to add tests	<ol style="list-style-type: none"> In accordance with the standard operating procedure of your facility, collect blood in two yellow top (ACD solution A) tubes. Allow the tubes to fill properly to ensure the proper blood to anticoagulant ratio. Invert gently several times to mix and prevent clot formation. Do not shake the tubes. Do not centrifuge.
Saliva 	5 - 10 days	48 hours	30 days to add tests	<ul style="list-style-type: none"> Vigorously rinse mouth with clean water 5 minutes prior to specimen collection (30 minutes prior is ideal). After rinsing, do not brush teeth, use mouthwash, eat, drink, chew gum or smoke prior to sample collection. <ol style="list-style-type: none"> Begin collecting your sample by allowing saliva to pool in your mouth. Then spit into the wide funnel of the tube allowing saliva to collect in the upper chamber of the tube. Fill the tube until the amount of saliva (not bubbles) reaches the fill line as shown. Once filled, unscrew the funnel allowing the saliva to flow into the lower chamber of the tube containing the stabilizing solution. Discard the funnel. Use the blue cap to close the tube tightly. Shake the capped tube for 5 seconds.

* Up to 72 hours with reflex/antibiotic resistance testing

* Pending QC review for sufficient specimen volume

Specimen Packaging:

- Label every vial with a minimum of 2 patient identifiers including the patient's name and date of birth. Be sure the name on the vial is written exactly the same way as on the test requisition form.
- Place the vial into the Styrofoam/Cardboard container. You can fit up to 3 vials in one container.
- Place the Styrofoam/Cardboard container into the central pocket of a biohazard bag containing absorbent material.
- Place a completed test requisition form for each vial in the front pocket of the biohazard bag.
- Place the biohazard bag into the prepaid Lab pack Envelope that has a preaddressed airbill attached. One envelope will accommodate 6-7 containers. Package as many containers in one Labpack as possible.
- Be sure to seal the Lab pack by removing the plastic from the top of the adhesive.

Specimen Pick-up:

- If you have a specimen pick-up for a local courier in the NJ, PA, DE, D.C., MD, VA, KS, MO or Phoenix, AZ area, please call (877) 205-0005 no later than 2 hours prior to the closing of your facility.
- If you have a specimen pick-up, please call your sales representative or MDL customer service at 877.269.0090 no later than 2 hours prior to the closing of your facility.

Helpful Hints Checklist

Please review these helpful hints to reduce specimen discrepancies and enhance turnaround time.

Verify Patient Name - did you:

- ✓ attach the correct demographics sheet?
- ✓ write the patient's name on the requisition form?

Patient Name Matches on Vial & Requisition Form- did you:

- ✓ make sure names on vial and requisition form match?
- ✓ list the patient's married or maiden name?
- ✓ list a nickname by mistake?

Verify Date of Collection- did you:

- ✓ write the correct year?
- ✓ write the correct month?
- ✓ list the date of birth instead?

Verify Tests- did you:

- ✓ clearly mark each box?
- ✓ order tests appropriate for the specimen type?

No Tests Ordered- did you:

- ✓ mark the boxes for the tests/panels ordered?

Supply Orders:

Easily place supply orders online by visiting our website:



<http://www.mdlab.com/physicians/supplies/#>

Supply orders may also be placed by contacting our Client Services department toll free 877.269.0090 or by fax 609.570.1050. Supply requests are processed and shipped on a daily basis. Please allow 3 to 5 business days for delivery, depending upon your location.

MDL Contact Information



GBS Hotline 24 hours - 7 days a week Group B Strep & HSV results only	877.MDL.GBS7 877.635.4277	
Quality Control Department For Technical Assistance	877.269.0090	609.245.7665
Client Services General Questions, Results	877.269.0090	609.570.1050
Client Services Billing Questions	877.333.9233	609.245.7683